RoadResource.org
A Learning Tool For Road Managers

Rex W. Eberly
National Center Pavement Preservation

ncpp
National Center for Pavement Preservation

MICHIGAN STATE
UNIVERSITY

PPRA™

Better roads today. Stronger networks tomorrow.

RoadResource.org

A COMPREHENSIVE RESOURCE FOR OPTIMIZING NETWORK MANAGEMENT

Rex W. Eberly – National Center for Pavement Preservation

PPRA

Better roads today. Stronger networks tomorrow.

AGENDA

1 | Background

2 | Website Features

Treatment Toolbox | User Profile | Network Optimization

RoadResource.org

The Situation:

Demand is increasing for asphalt emulsions, preservation and recycling.

However, many state, city and county agencies are still unaware of benefits and best practices to successfully choose and apply these treatments.

PPRA™
Better roads today. Stronger networks tomorrow.

Three Associations Join Together to Support the Industry at Large

AEMA™
ASPHALT EMULSION MANUFACTURERS ASSOCIATION

ISSA®
PRESERVING PAVEMENT

ARRA™
Asphalt Recycling & Reclaiming Association

FORMING THE PAVEMENT PRESERVATION & RECYCLING ALLIANCE

PPRA™
Better roads today. Stronger networks tomorrow.

Two Guiding Questions

1

How do we equip road owners & end users with **tools to increase the successful use** of pavement preservation and recycling?

2

How do we better disseminate research, success stories, and learning across all agencies, **making information more accessible**?

Research & Collaboration

Competitive exploration & Industry affiliations

International data survey

Retreats with ISSA, AEMA & ARRA leadership

Input from over 45 agency and industry leaders

Interviews & beta-testing with agency-level users, pavement managers, DOTs, & roadway engineers

Page by page technical review from multiple committees

RoadResource.org

PPRA™

Better roads today. Stronger networks tomorrow.

WEBSITE FEATURES

SECTION 1

Treatment Toolbox

Information at the Treatment-level

SECTION 2

PPRA User Account

SECTION 3

Network Optimization

1 What treatment is right for my road?

- Pavement Criteria Input
- Photo Example Suggestions

2 Treatment Resource Center

- Comprehensive Technical Menu
- Regional Success Stories
- Research and Performance
- Spec Resources

RoadResource.org

Which treatment is best for my road?

Input pavement criteria or select photos for treatment options





Treatment Resource Center

Ensure treatment success with comprehensive information on 18 treatments

OVERVIEW
- ABOUT
- PROCESS & VARIATIONS
- EXPECTATIONS
- COST
- HISTORY
- BEST PRACTICES

PRE-CONSTRUCTION
- SITE SELECTION
- MATERIAL SELECTION
- MIX DESIGN
- SPECIFICATION REVIEW

CONSTRUCTION
- PREPARATION
- WEATHER REQUIREMENTS
- EQUIPMENT
- CALIBRATION
- TRAFFIC CONTROL
- APPLICATION

QUALITY CONTROL
- INSPECTION
- TESTING PROTOCOL
- TROUBLESHOOTING
- ACCEPTANCE

RESEARCH & PERFORMANCE

SUCCESS STORIES

FOR PAVEMENT CONDITIONS C-D-F (PCI of less than 70)

A cost-effective, long-lasting, greener alternative to conventional maintenance and rehabilitation techniques. Cold In-place recycling (CIR) is a process that cold mills and recycles the top 2-5 inches of asphalt using a continuous train operation. Through the complete reuse of existing material, CIR greatly reduces trucking, time and natural resources to significantly lower project costs. Generally, any road that is a candidate for mill & fill is a candidate for CIR.

- 20%–50% less expensive than conventional maintenance and reconstruction methods
- Reduce Greenhouse emissions by Up to 90%
- Reuses 100% of existing materials
- 20%–40% faster construction times
- Adds 15–20 years (combined with appropriate wearing course)
- Most agencies use SLCs between 0.30–0.38 (Recent research indicates values from 0.36–0.44 may be more appropriate)

ISSUES ADDRESSED
- Frequent, severe, non-load distresses in top lift of hot mix
- All distresses within the recycling depth (2-5 inches)
- Reflective cracking from below CIR layer
- See all

ATTRIBUTES
- Eliminates defects within the recycling depth
- Blocks or slows reflective cracking
- Reuses existing material in place
- Replaces 1 or 2 lifts of hot mix
- Allows for road widening where desired

COMMON COMBINATIONS

CIR	Optimum Performance	Average Performance	Stop-Gap Performance
Types of Distress	• Transverse, longitudinal, multiple cracking • Ravelling • Oxidation	• Wheelpath cracking • Rutting (asphalt or subgrade)	• Alligator cracking from base failure • Distortion
Depth of Distress	Within treatment depth (2"–5")	1"–3" below treatment depth	More than 4"–6" below treatment depth
Life Extension	20–25 years	10–20 years	5–10 years

EXAMPLES OF ROADS THAT HAVE BEEN TREATED WITH COLD IN-PLACE RECYCLING OVER VARIOUS STAGES IN SERVICE LIFE:



CIR 1 Y



CIR 3 years later: Prescott-Russel County Road, Ontario

CIR 5 years later: Bloomington Road, Ontario



CIR 7 years later: Hwy 6, Ontario

If a CIR mix ravels excessively due to rain, the mat can be re-processed with or without adding cement to facilitate drying

Success Stories & Research

Use, performance & best practices in your region

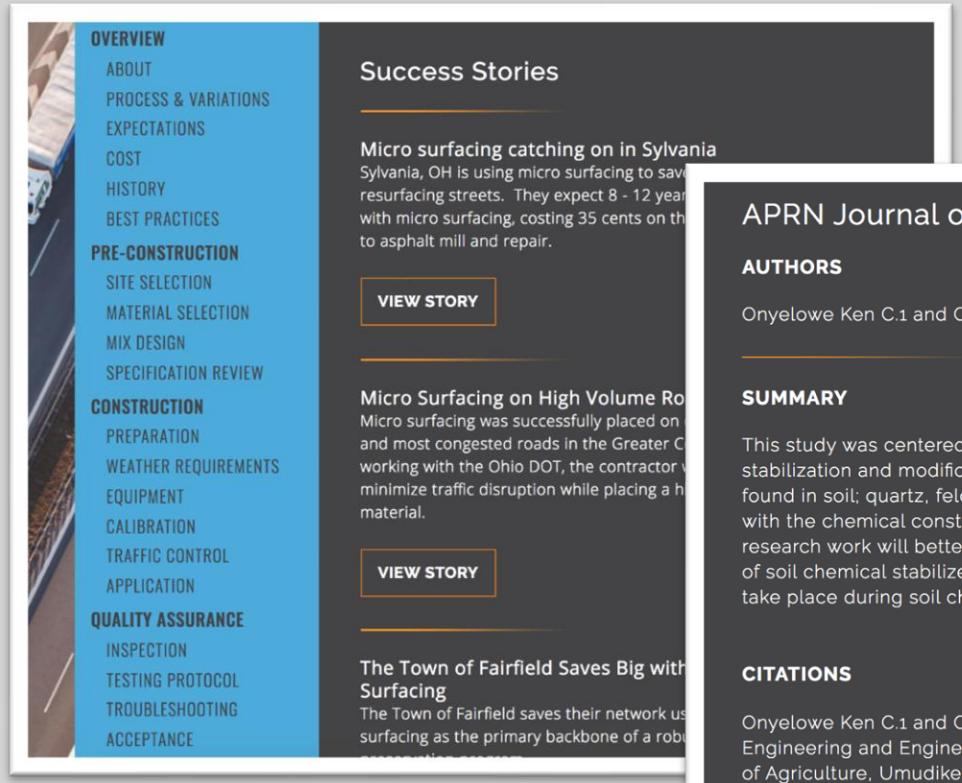

OVERVIEW
- ABOUT
- PROCESS & VARIATIONS
- EXPECTATIONS
- COST
- HISTORY
- BEST PRACTICES

PRE-CONSTRUCTION
- SITE SELECTION
- MATERIAL SELECTION
- MIX DESIGN
- SPECIFICATION REVIEW

CONSTRUCTION
- PREPARATION
- WEATHER REQUIREMENTS
- EQUIPMENT
- CALIBRATION
- TRAFFIC CONTROL
- APPLICATION

QUALITY ASSURANCE
- INSPECTION
- TESTING PROTOCOL
- TROUBLESHOOTING
- ACCEPTANCE

Success Stories

Micro surfacing catching on in Sylvania
Sylvania, OH is using micro surfacing to sav
resurfacing streets. They expect 8 - 12 year
with micro surfacing, costing 35 cents on th
to asphalt mill and repair.

VIEW STORY

Micro Surfacing on High Volume Ro
Micro surfacing was successfully placed on
and most congested roads in the Greater C
working with the Ohio DOT, the contractor
minimize traffic disruption while placing a h
material.

VIEW STORY

The Town of Fairfield Saves Big with
Surfacing
The Town of Fairfield saves their network us
surfacing as the primary backbone of a robu

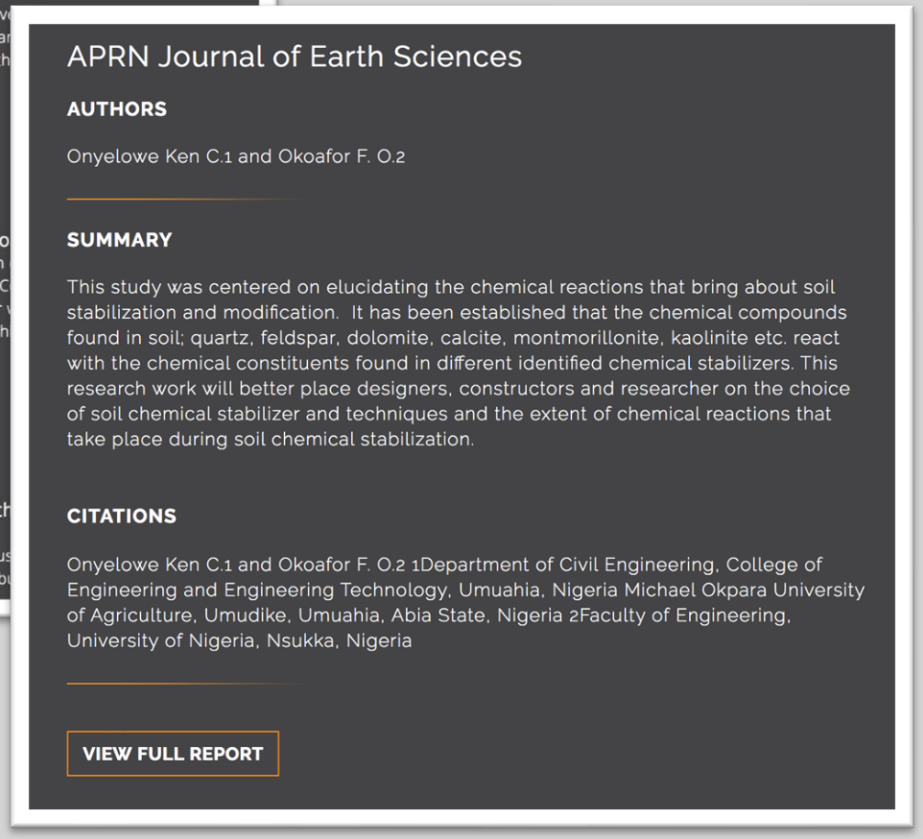

APRN Journal of Earth Sciences

AUTHORS

Onyelowe Ken C.1 and Okoafor F. O.2

SUMMARY

This study was centered on elucidating the chemical reactions that bring about soil stabilization and modification. It has been established that the chemical compounds found in soil; quartz, feldspar, dolomite, calcite, montmorillonite, kaolinite etc. react with the chemical constituents found in different identified chemical stabilizers. This research work will better place designers, constructors and researcher on the choice of soil chemical stabilizer and techniques and the extent of chemical reactions that take place during soil chemical stabilization.

CITATIONS

Onyelowe Ken C.1 and Okoafor F. O.2 1Department of Civil Engineering, College of Engineering and Engineering Technology, Umuahia, Nigeria Michael Okpara University of Agriculture, Umudike, Umuahia, Abia State, Nigeria 2Faculty of Engineering, University of Nigeria, Nsukka, Nigeria

VIEW FULL REPORT

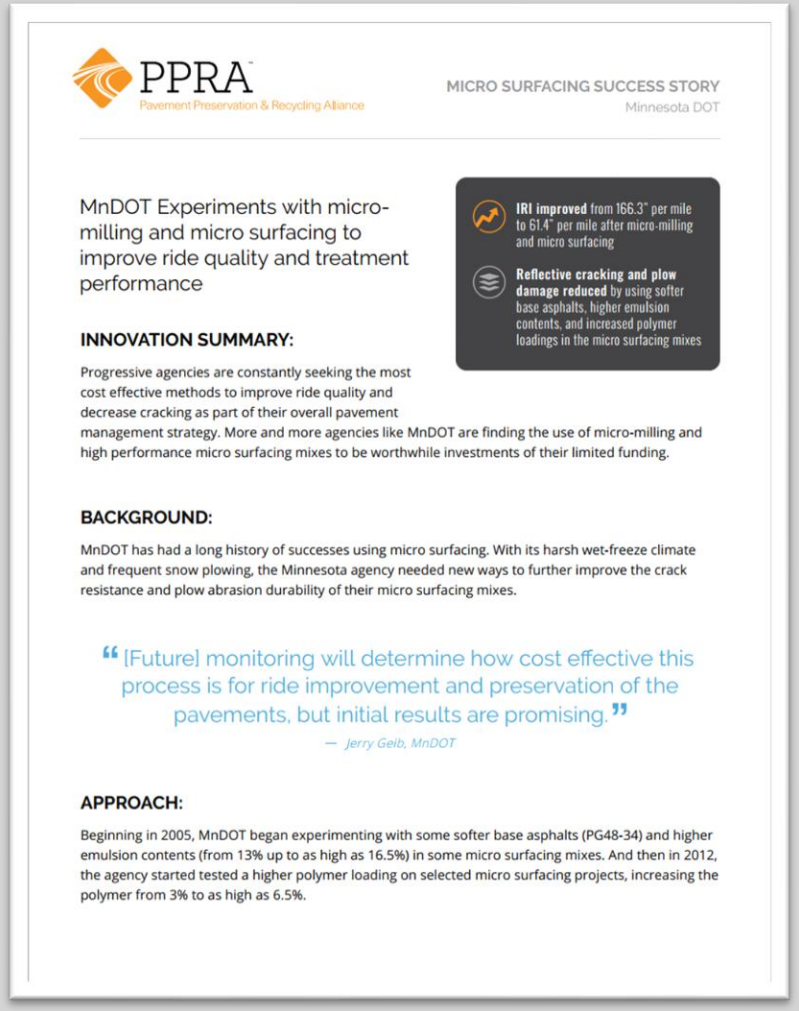

PPRA
Pavement Preservation & Recycling Alliance

MICRO SURFACING SUCCESS STORY
Minnesota DOT

MnDOT Experiments with micro-milling and micro surfacing to improve ride quality and treatment performance

IRI improved from 166.3" per mile to 61.4" per mile after micro-milling and micro surfacing

Reflective cracking and plow damage reduced by using softer base asphalts, higher emulsion contents, and increased polymer loadings in the micro surfacing mixes

INNOVATION SUMMARY:

Progressive agencies are constantly seeking the most cost effective methods to improve ride quality and decrease cracking as part of their overall pavement management strategy. More and more agencies like MnDOT are finding the use of micro-milling and high performance micro surfacing mixes to be worthwhile investments of their limited funding.

BACKGROUND:

MnDOT has had a long history of successes using micro surfacing. With its harsh wet-freeze climate and frequent snow plowing, the Minnesota agency needed new ways to further improve the crack resistance and plow abrasion durability of their micro surfacing mixes.

"[Future] monitoring will determine how cost effective this process is for ride improvement and preservation of the pavements, but initial results are promising."
— *Jerry Geib, MnDOT*

APPROACH:

Beginning in 2005, MnDOT began experimenting with some softer base asphalts (PG48-34) and higher emulsion contents (from 13% up to as high as 16.5%) in some micro surfacing mixes. And then in 2012, the agency started tested a higher polymer loading on selected micro surfacing projects, increasing the polymer from 3% to as high as 6.5%.

Compare Treatments

Project Cost & Environmental Benefits

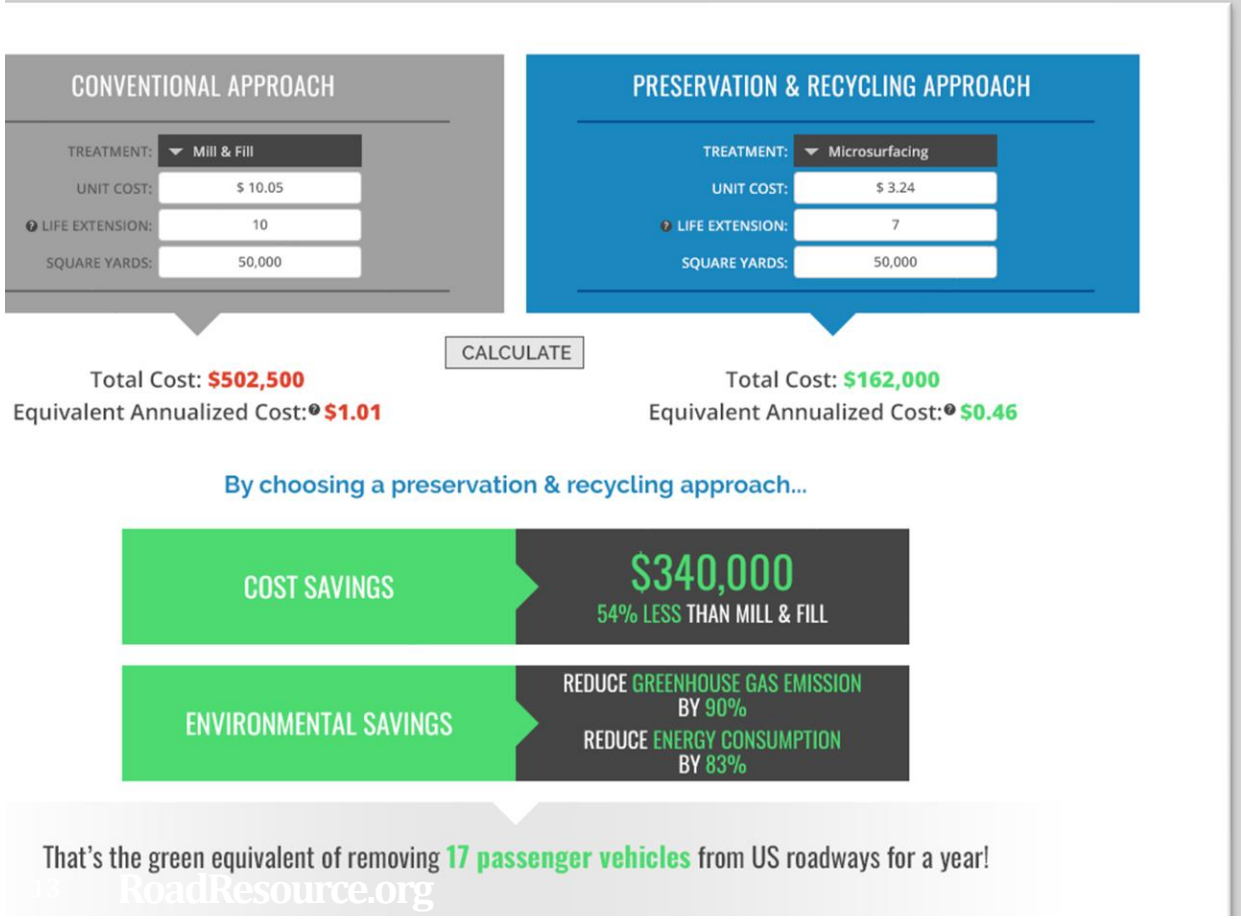

NOTE ON COST:

Every calculator gives users the ability to use average life extension numbers and cost data from an internationally aggregated cost survey (US & CA) **or input their own costs and life extension relevant to their region.**

PPRA™

Better roads today. Stronger networks tomorrow.

WEBSITE FEATURES

SECTION 1

Treatment Toolbox

SECTION 2

PPRA User Account

Tailor tools & calculators to your area

SECTION 3

Network Optimization

User Account Capabilities

- Enter unit cost, life extension, and structural numbers from your area
- Update units of measure for US or Canada

RoadResource.org

My PPRA Account

Input cos the most of the site & tools

Stored Data & Preferences

Units of Measure

Select the display units for site-wide calculators

U.S. DOLLARS | CANADIAN DOLLARS

US STANDARD | METRIC

My Stored Data

Input data relevant to your region. When you are logged in, this data will auto-populate within calculators across the website for more accurate comparisons and tools.

This data will NOT be used or monitored by any associations within PPRA or other third-party sources. The purpose if this dashboard is only to better equip users with more useful and relevant information.

Pre-loaded cost data was gathered from a nationally-aggregated cost survey. Learn More.

Costs for Treatments | Costs for Structural Calculator

Treatment Type	Unit Cost (Per Sq. Yard)	Life Extension	Structural Coefficient
Base Stabilization + 4" HMA	1.0	15.0	0.23
Cape Seal	1.0	10.0	0.0
Chip Seal	2.06	6.0	0.0
Cold Recycling + 1.5" HMA	13.98	15.0	0.34
Cold Recycling + Double Chip Seal	10.36	13.0	0.34
Crack Seal	0.48	2.0	0.0
Fog Seal	11.0	2.0	0.0
Full Depth Reclamation + 4" HMA	28.54	25.0	0.22
Granular Base (New)	0.0	0.0	0.1
HMA	0.0	0.0	0.44
Hot In-Place Recycling +1.5" HMA	11.91	11.0	0.43
Hot In-Place Recycling- 1"+Single Chip Seal	11.91	11.0	0.43
Micro Surfacing- Double Lift	3.92	8.0	0.0
Micro Surfacing- Single Lift	2.77	6.0	0.0
Rejuvenating Fog Seal	0.67	3.0	0.0
Remove Existing Asphalt	0.0	0.0	0.0

NOTE:

Change aggregate data into costs, life extension, and structural numbers relevant to you. Tools throughout the site automatically re-populate with your data every time you log in.

PPRA™

Better roads today. Stronger networks tomorrow.

WEBSITE FEATURES

SECTION 1

Treatment Toolbox

PPRA User Account

SECTION 2

SECTION 3

Network Optimization

Information at the Network Level

Calculators & Concepts

- Network How-To
- Equivalent Annualized Cost
- Life Cycle Cost
- Remaining Service Life
- Cost-Benefit Value

RoadResource.org

Equivalent Annualized Cost

Compare treatment cost based on Life Extension

Use our nationally aggregated data or enter your own data

Treatment Type	Cost Per Sq Yard	Life Extension	EAC $ SY/YEAR
Crack Seal	$0.50	2	$0.25
Fog Seal	$1.00	3	$0.33
Single Surface Tr,	$2.00	5	$0.40
Double Surface Tr.	$4.25	8	$0.53
Thin Overlays	$7.00	10	$0.70
Mill-and-Fill	$12.00	12	$1.00
Cold In Place	$17.00	15	$1.13
Reconstruction	$25.00	20	$1.25
-	-	-	-

Clear Data / Chart Your Own

CHART IT

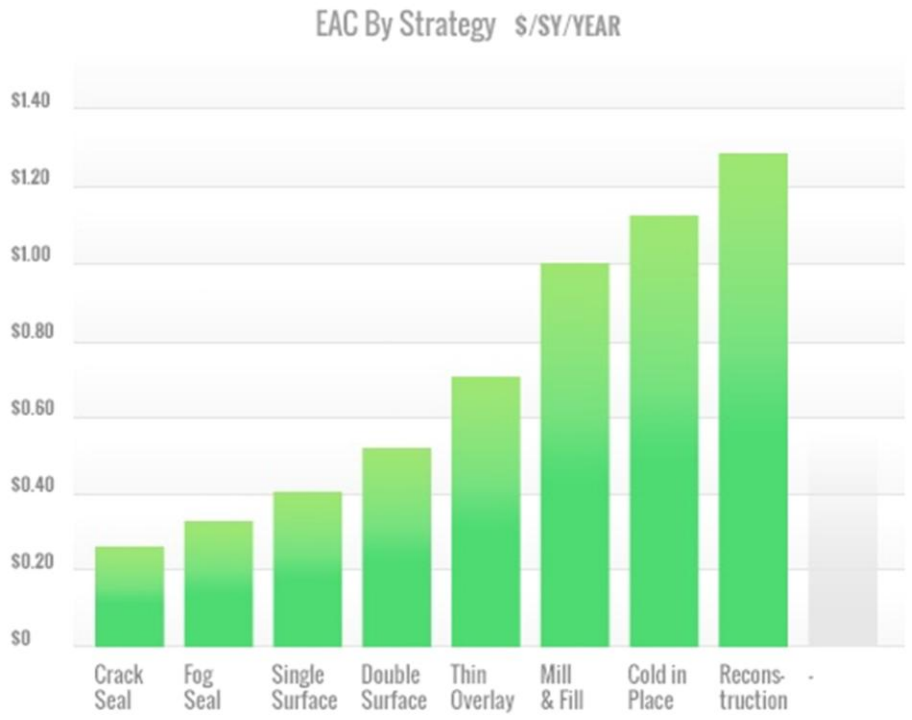

Life Cycle Cost Calculator

Save big over the life of your pavement with progressive maintenance

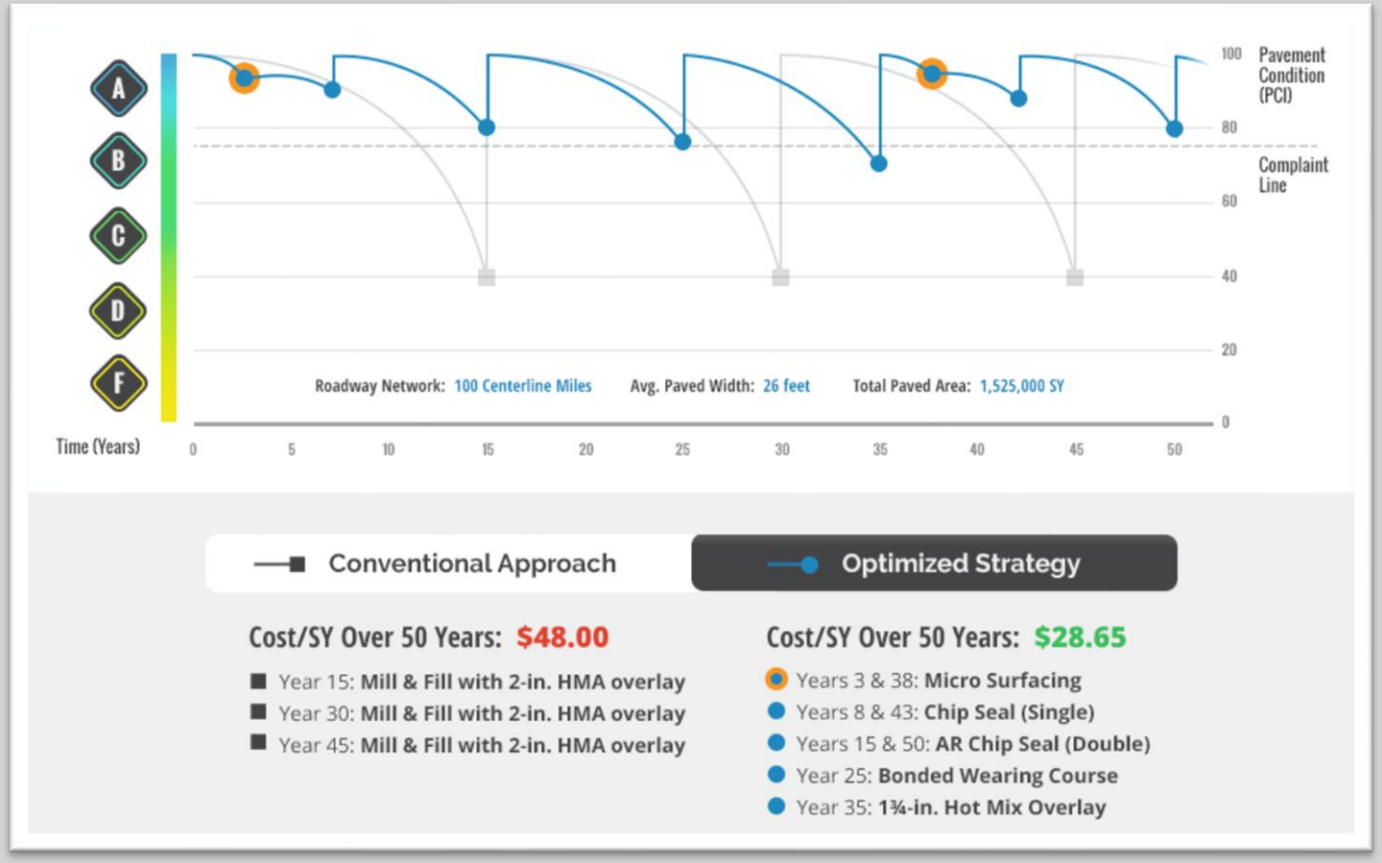

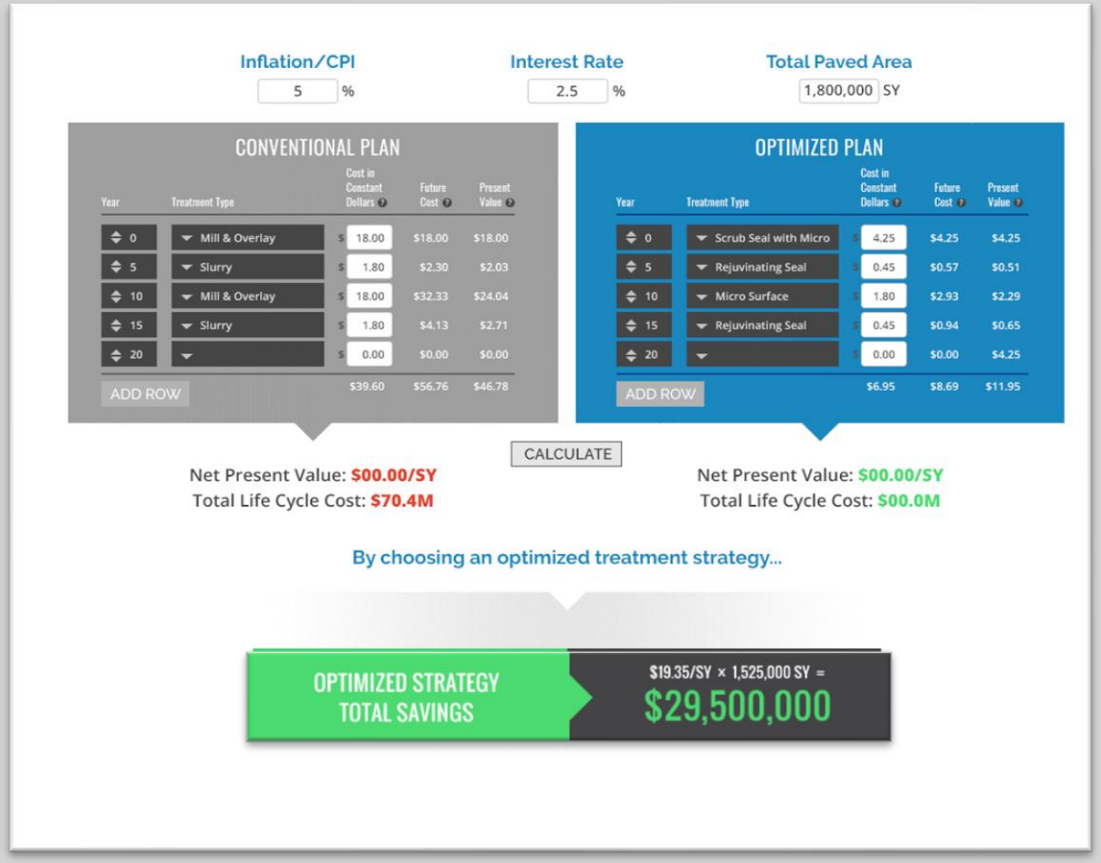

Remaining Service Life

How much life is your network gaining or losing each year?

ABOUT | CALCULATOR

Remaining Service Life

Is your network gaining or losing life each year?

Understanding Remaining Service Life (RSL) is critical to designing a treatment plan that stretches your budget further and reverses the trend of a deteriorating network.

Download the FHWA RSL pub IF-07-006

CRITICAL CONCEPT

A 500-mile network loses 500 mile-years of life annually.

Every year, every mile of your network loses 1 mile-year of life. To avoid losing ground, the roadway owner must design a treatment plan that adds 500 mile-years of life or more!

See how this agency reallocated funds to inject more life into their network, using the same budget

RSL Calculator

How to use this Tool

Use the calculator below to explore how different treatment combinations can be varied to inject maximum life into your network and use your resources more wisely. See examples and learn more about remaining service life here.

Total Network Lane-Miles	Average Lane Width (ft)	Total Budget	Remaining Budget
1000	15	$ 5000000	$2,920

yd

Treatment Type	Category	Life Extension	Lane-Miles* Treated	Lane-Mile-Years	Unit Cost	Total Cost
Rejuvenating Fog Seal	Preservation	3.0	25	75	0.67	$147,400
Micro Surfacing- Double Lift	Preservation	8.0	34	272	3.92	$1,172,864
Chip Seal	Preservation	6.0	40	240	2.06	$725,120
Cape Seal	Preservation	10.0	24	240	5.20	$1,098,240
Minor Mill & Fill	Rehabilitation	11.0	2	22	9.80	$172,480
Cold Recycling + 1.5" HMA	Rehabilitation	15.0	4	60	13.98	$492,096
Full Depth Reclamation + 4" HMA	Reconstruction	25	2	50	28.54	$502,304
Full Depth Remove & Replace	Reconstruction	25.0	2	50	39.01	$686,576

ADD ROW

YOU ADDED 1,009 LANE-MILE-YEARS OF LIFE

9 LANE-MILE-YEAR NET GAIN

13% OF ROADS ADDRESSED

Cost-Benefit Value

Which projects will give the "biggest bang for the buck?"

Cost-Benefit Value

With limited funding, how do I prioritize my projects?

CBV offers roadway managers a way to prioritize projects while accounting for the variables relevant to you and the realities of traffic, cost and life extension.

$$CBV = \frac{(\text{Traffic / Constraint Factor}) \times (\text{Life Extension})}{(\text{Unit Cost}) \times (\text{PCI})}$$

Two road comparison: Which road should I treat first?

ROAD 1	Worst First Reconstruction	AADT: 5000 PCI: 30	$\frac{(5000_{\text{AADT}} / 7_{\text{CF}}) \times (25_{\text{YEARS}})}{(\$39_{\text{PER SY}} \times 30_{\text{PCI}})}$	= 15 CBV
ROAD 2	Pavement Preservation Chip Seal	AADT: 5000 PCI: 75	$\frac{(5000_{\text{AADT}} / 7_{\text{CF}}) \times (6_{\text{YEARS}})}{(\$2_{\text{PER SY}} \times 75_{\text{PCI}})}$	= 29 CBV

CRITICAL CONCEPT

For Equal Traffic, Preservation Has A Higher Benefit.

Total Network Lane-Miles	AADT Constraint	Total Budget
500	7	$ 2500000

yd

Road Name	Segment From / To	PCI	AADT	Length (ft)	Width (ft)	Treatment	Life Extension	Unit Cost	Segment Cost	Cumulative Cost	CBV
Midway road	Oakland to Folsom	86	8500	26400	15	Rejuvenating Fog Sea	3.0	0.67	$29,480	$29,480	63.22
Thom Ave.	Oak to Rowland	84	5500	105600	15	Crack Seal	2.0	0.48	$84,480	$113,960	38.97
Beach Street	Baxter to Clayton	64	7500	36850	15	Cape Seal	10.0	5.20	$319,367	$433,327	32.19
Adams Street	First to 17th	72	6500	47520	15	Micro Surfacing- Dou	8.0	3.92	$310,464	$743,791	26.32
Williams Ave.	Clayton to Market	68	3500	42680	15	Chip Seal	6.0	2.06	$146,535	$890,325	21.42
Arthur Ave.	Condor to Southw	43	7000	32650	15	Full Depth Reclamati	25.0	28.54	$1,553,052	$2,443,377	20.37
Canal Street	Cherry to Park	62	3000	7920	15	Minor Mill & Fill	11.0	9.80	$129,360	$2,572,737	7.76
South Road	Redding to Shenar	47	1500	16500	15	Full Depth Remove &	25.0	39.01	$1,072,775	$3,645,512	2.92
						Select...			$0	$3,645,512	0.00

Budget Line

ADD ROW

Subscribe to the Road Resource Newsletter

Stay up-to-date with the latest in industry news, innovation and research

Sign Up for the PPRA Industry News E-Blast

Get the latest in industry trends, research, success stories, and technical updates in a succinct monthly e-newsletter.

Email

SUBMIT

PPRA™
Better roads today. Stronger networks tomorrow.

Like and Follow PPRA on Social Media

PPRA™
Better roads today. Stronger networks tomorrow.

PPRA

Better roads today. Stronger networks tomorrow.

FOR MORE INFORMATION

Alyssa Micco

Russell Standard

724-470-4394

Alyssa.Micco@RussellStandard.com

For Association Information

AEMA ASPHALT EMULSION MANUFACTURERS ASSOCIATION | ISSA PRESERVING PAVEMENT | ARRA Responsible Renewal. Reliable Results.

RoadResource.org

PPRA™

Better roads today. Stronger networks tomorrow.

Visit the new RoadResource.org

GET THE MOST OUT OF ANY PAVEMENT WITH JUST ONE NEW TOOL.